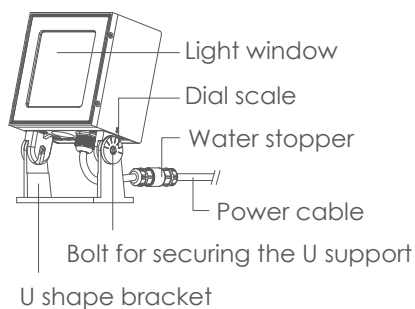


C3FME1057

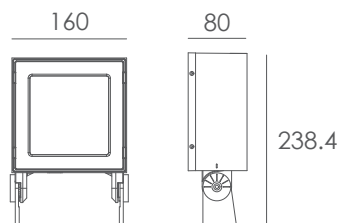
Asymmetrical Wall Washer

1. Exterior details

1.1 Luminaire



1.2 Dimension (mm)



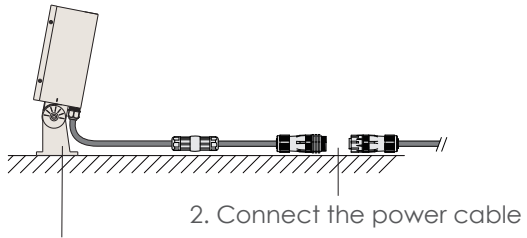
2. Datasheet

Housing:	12# Die-casting aluminum finishing or powder painting T=60-80 μ m. Adhesion of ISO class 1/ASTM class 4B
Light Window:	Tempered glass. T=3mm
Cable Gland:	IP68 PG-9 PA66
Gasket:	Tooling shaped seal
LED Driver:	Constant Voltage Input, Constant Current Output
Operating Temperature:	-20°C~40°C
Power Cable:	H05RN-F 3 \times 1.0mm ² , L=2.0m

Light Source:	10 \times 1.8W
Beam Angle:	79 $^{\circ}$ \times 49 $^{\circ}$
Input Voltage(v):	240
Operating Current(mA):	100
Consumption(w):	21
Luminance(lm):	1533
IK:	06

3. Installation steps

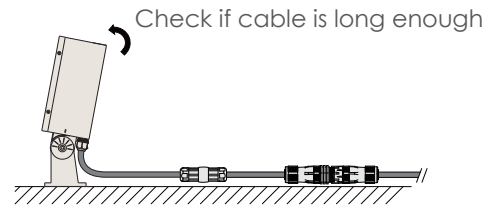
Step 1



1. Secure U shape bracket



Step 2



Kapego company limited

TEL:+86 076983997830
Email:sales@kapego.com
Website:www.kapego.com
East changle Road, Yuning industrial district.
Hengli, Dongguang, guangdong, China 523478

