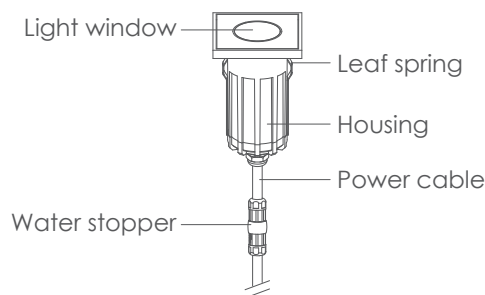


RB2CCS0125

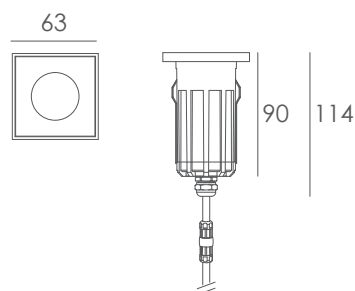
Trimless Symmetrical Inground Light

1. Exterior details

1.1 Luminaire

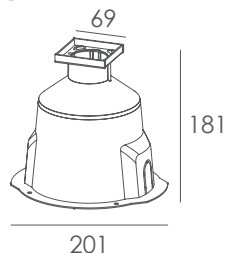


1.2 Dimension (mm)

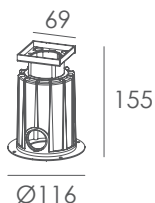


1.3 Recessed sleeve

B03



088#



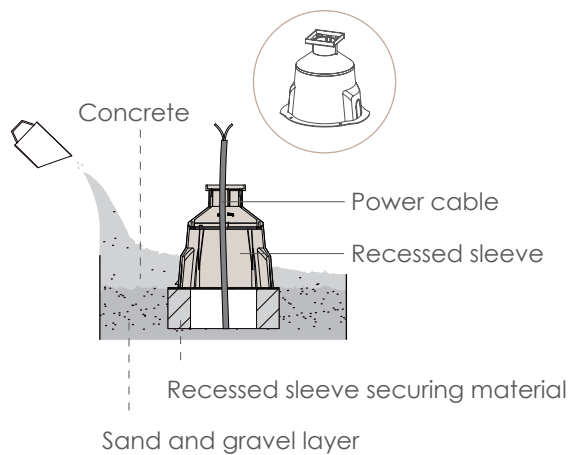
2. Datasheet

Housing:	12# Die-casting aluminum powder coated T=60-80µm. Adhesion of ISO class 1/ASTM class 4B
Light Window:	Tempered step glass. T=4mm
Glass Pressure Capacity:	2,321kgs
Reflector:	OPTICS Reflector efficiency ≥90%
Gasket:	Molding shaped silicone seal
LED Driver:	Constant Voltage Input, Constant Current Output
Operating Temperature:	-20°C ~ 40°C
Power Cable:	H05RN-F 2×1.0mm ² , L=0.5m
Recessed Sleeve Material:	PC/ABS ALLOYS

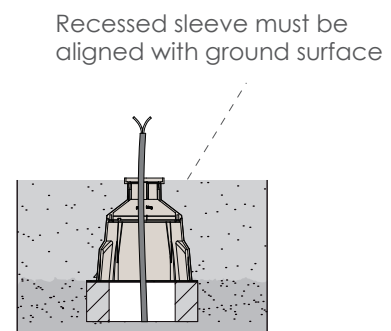
Light Source:	1×5W
Beam Angle:	24°
Input Voltage(v):	DC 24
Operating Current(mA):	265
Consumption(w):	6.3
Luminance(lm):	490
IK:	06

3. Installation steps

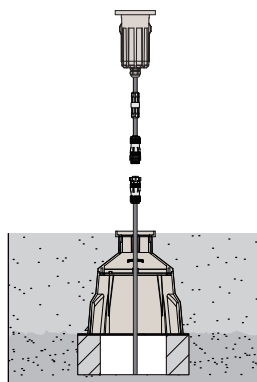
Step 1



Step 2

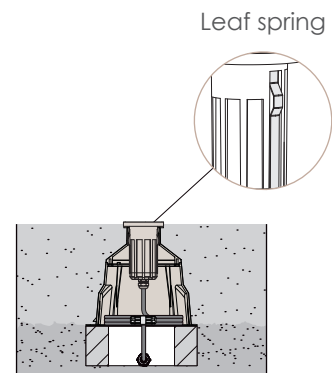


Step 3



Connect the power cable

Step 4



Kapego company limited

TEL:+86 076983997830
 FAX:+86 076983997833
 Email:sales@kapego.com
 Website:www.kapego.com
 East changle Road, Yuning industrial district.
 Hengli, Dongguang, guangdong, China 523478

