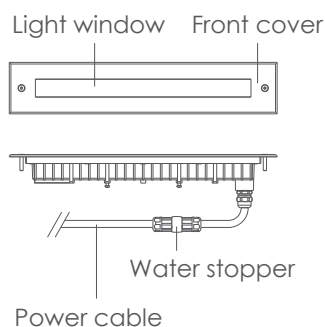


B2FL0657

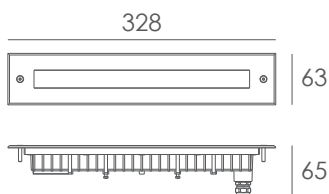
Symmetrical Linear Inground Light

1. Exterior details

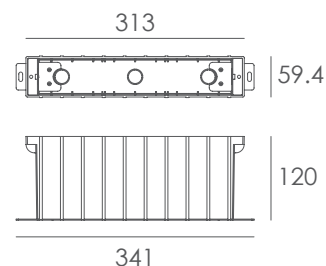
1.1 Luminaire



1.2 Dimension (mm)



1.3 Recessed sleeve (111#)



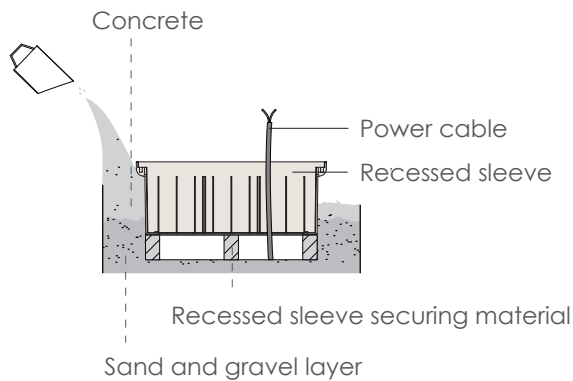
2. Datasheet

Housing:	12# Die-casting aluminum powder coated T=60-80μm. Adhesion of ISO class 1/ASTM class 4B
Front Cover:	Hard chromeplated stainless steel SUS 316#
Light Window:	Tempered step glass. T=8mm
Lens:	OPTICS lens. efficiency ≥ 85%
Cable Gland:	IP68 PG-9 PA66
Gasket:	Silicon rubber molding shaped seal
LED Driver:	Constant Voltage Input, Constant Current Output
PCB:	Excellent heat conductivity aluminum, coefficient of heat Conductivity ≥ 2.0w/mk
Glass Pressure Capacity:	543kgs
Operating Temperature:	-20°C ~ 40°C
Power Cable:	H05RN-F 2×1.0mm ² , L=0.5m
Recessed Sleeve Material:	PC/ABS ALLOYS

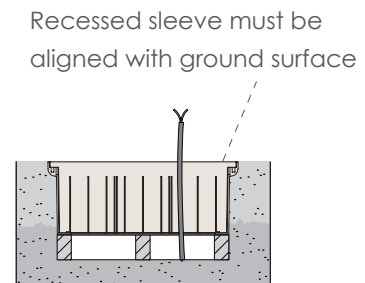
Light Source:	6×2W
Beam Angle:	25°
Input Voltage(v):	DC 24
Operating Current(mA):	550
Consumption(w):	13.2
Luminance(lm):	960
IK:	08

3. Installation steps

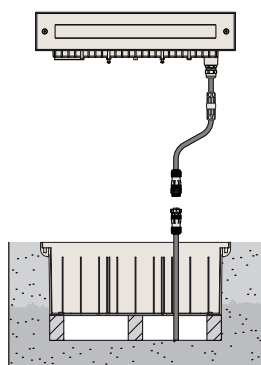
Step 1



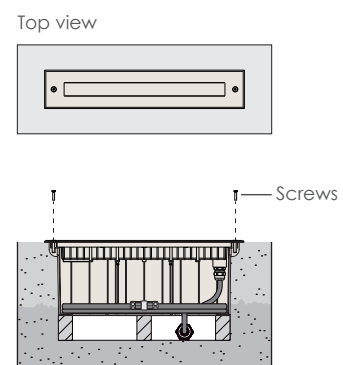
Step 2



Step 3



Step 4



Kapego company limited

TEL:+86 076983997830
 FAX:+86 076983997833
 Email:sales@kapego.com
 Website:www.kapego.com
 East changle Road, Yuning industrial district.
 Hengli, Dongguang, guangdong, China 523478

