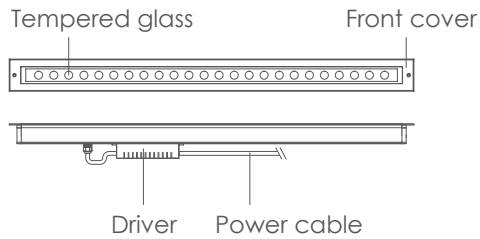


# XB2RKB2435

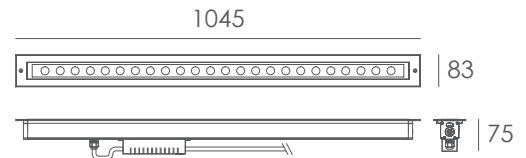
## Beam Adjustable Linear Inground Light

### 1. Exterior details

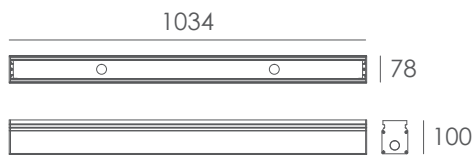
#### 1.1 Luminaire



#### 1.2 Dimension (mm)



#### 1.3 Recessed sleeve (144#)



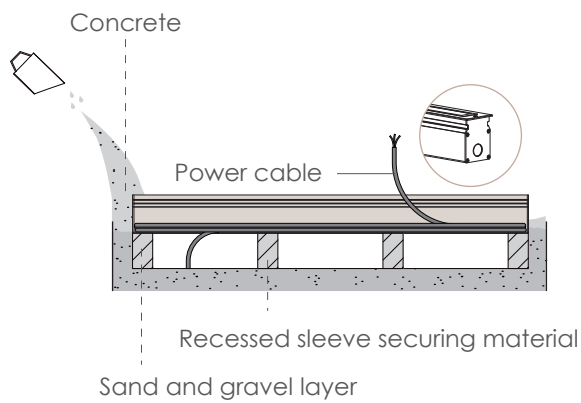
### 2. Datasheet

<b>Housing:</b>	Extruded aluminum, powder coated
<b>Front Cover:</b>	Hard chrome-plated stainless steel SUS 316L
<b>Light Window:</b>	Tempered step glass. T=6mm
<b>Lens:</b>	OPTICS lens. efficiency $\geq 85\%$
<b>Cable Gland:</b>	IP68 PG-9 PA66
<b>Gasket:</b>	Glass and housing are silicone sealed
<b>Glass Pressure Capacity:</b>	5,207kgs
<b>Operating Temperature:</b>	-20°C~40°C
<b>Power Cable:</b>	H05RN-F 3×1.0mm <sup>2</sup> , L=0.5m
<b>Mounting Sleeve:</b>	Powder Coated Aluminum

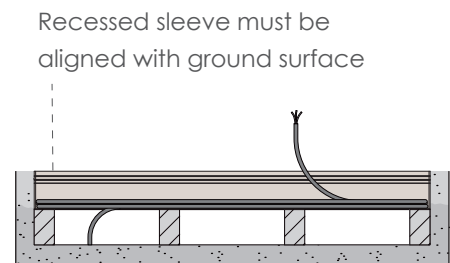
Light Source:	24×1.3W
Beam Angle:	10°
Input Voltage(v):	240
Operating Current(mA):	140
Consumption(w):	32
Luminance(lm):	2977
IK:	06

### 3. Installation steps

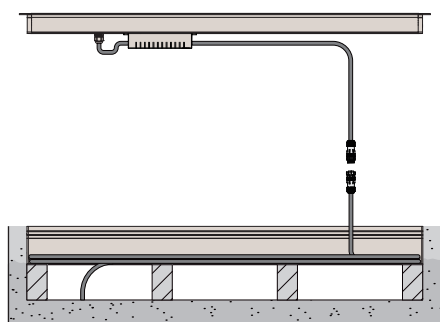
#### Step 1



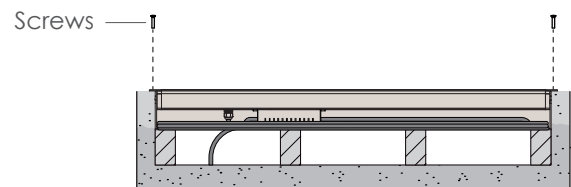
#### Step 2



#### Step 3



#### Step 4



#### Kapego company limited

TEL:+86 076983997830  
 FAX:+86 076983997833  
 Email:sales@kapego.com  
 Website:www.kapego.com  
 East changle Road,Yuning industrial district.  
 Hengli,Dongguang ,guangdong, China 523478

