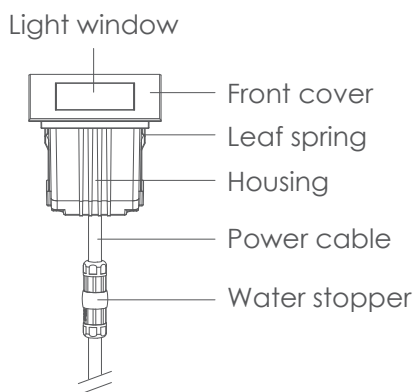


# R2HD0126

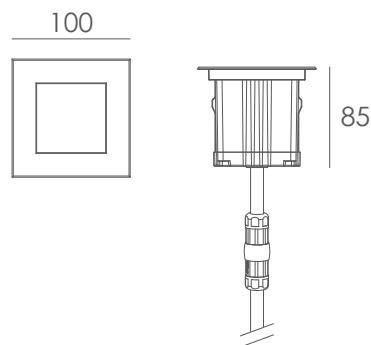
LED Inground Light

## 1. Exterior details

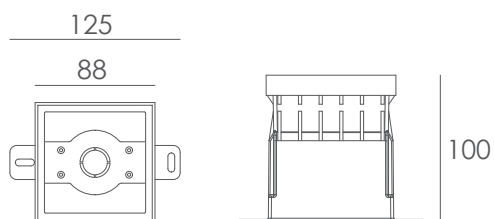
### 1.1 Luminaire



### 1.2 Dimension (mm)



### 1.3 Recessed sleeve (092)



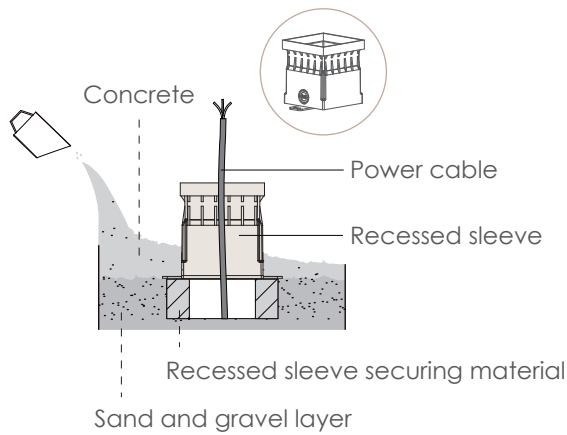
## 2. Datasheet

<b>Housing:</b>	12# Die-casting aluminum dark grey powder coated T=60-80μm. Adhesion of ISO class 1/ASTM class 4B
<b>Front Cover:</b>	Hard chromeplated stainless steel SUS 316#
<b>Light Window:</b>	UVstop & Fireproof PC
<b>Cable Gland:</b>	IP68 PG-9 PA66
<b>Gasket:</b>	Silicon rubber molding shaped seal
<b>LED Driver:</b>	Constant Voltage Input, Constant Current Output
<b>Operating Temperature:</b>	-20°C~40°C
<b>Power Cable:</b>	H05RN-F 3×1.0mm <sup>2</sup> , L=0.5m
<b>Recessed Sleeve Material:</b>	PC/ABS ALLOYS
<b>Glass Pressure Capacity:</b>	901kgs

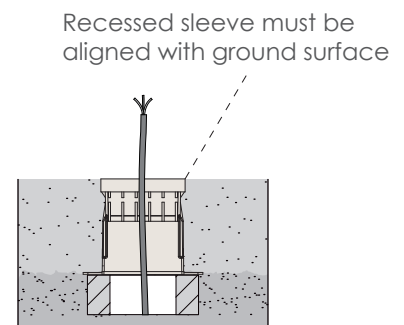
Light Source:	1×7W
Beam Angle:	25°
Input Voltage(v):	240
Operating Current(mA):	66
Consumption(w):	8.5
Luminance(lm):	800
IK:	06

### 3. Installation steps

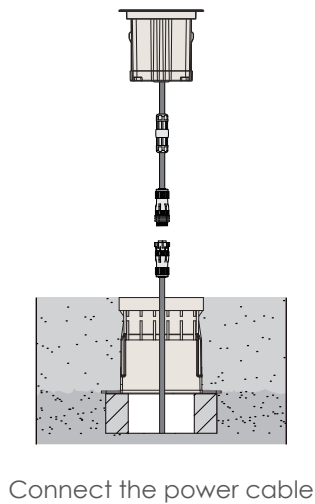
#### Step 1



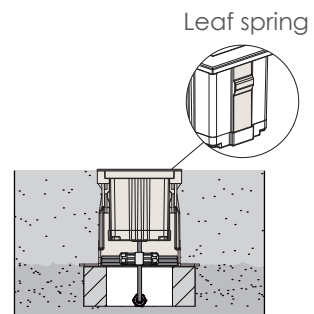
#### Step 2



#### Step 3



#### Step 4



#### Kapego company limited

TEL:+86 076983997830  
 FAX:+86 076983997833  
 Email:sales@kapego.com  
 Website:www.kapego.com  
 East changle Road, Yuning industrial district.  
 Hengli,Dongguang, guangdong, China 523478

