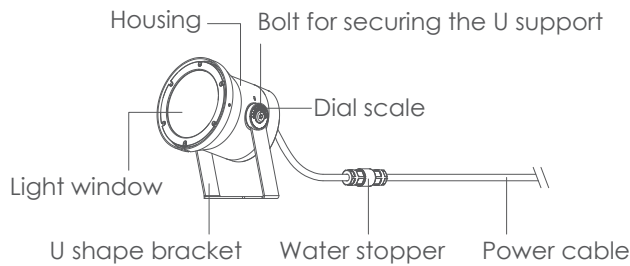


B3CRU2465

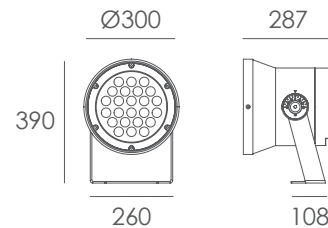
High Power Spotlight

1. Exterior details

1.1 Luminaire

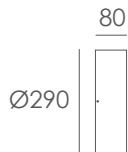


1.2 Dimension (mm)

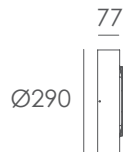


1.3 Optional accessories

Hood



Anti glare louver



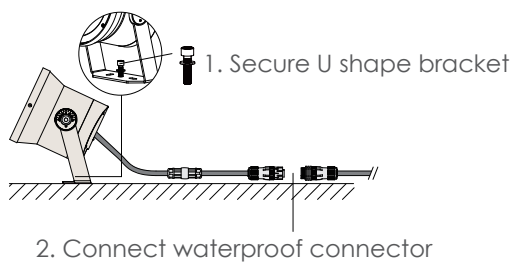
2. Datasheet

Housing:	12# Die-casting aluminum finishing or powder painting T=60-80µm. Adhesion of ISO class 1/ASTM class 4B
Bracket:	Iron powder coated. T=5mm
Light Window:	Tempered glass.T=3mm
Cable Gland:	IP68 PG-11 PA66
Gasket:	Tooling shaped seal
LED Driver:	Constant Voltage Input, Constant Current Output
Operating Temperature:	-20°C~40°C
Power Cable:	H07RN-F 3×1.0mm ² , L=2.0m

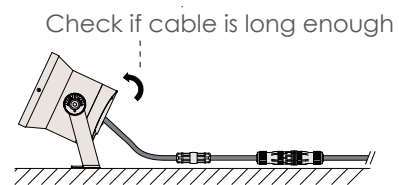
Light Source:	24×4.5W
Beam Angle:	20°
Input Voltage(v):	240
Operating Current(mA):	570
Consumption(w):	135
Luminance(lm):	11234
IK:	07

3. Installation steps

Step 1

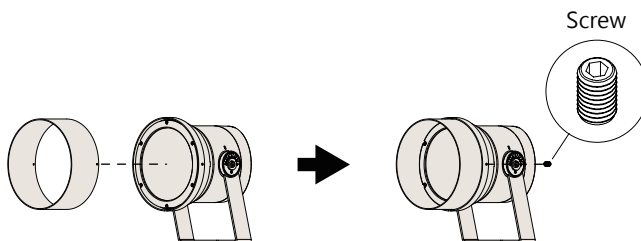


Step 2

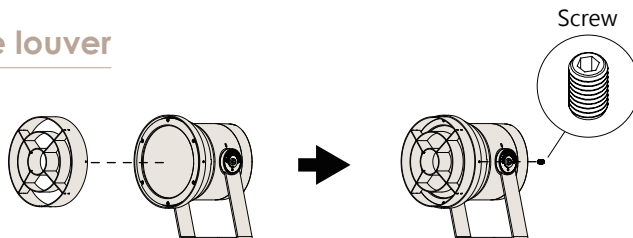


4. Accessories assemble

4.1 Hood



4.2 Anti glare louver



Kapego company limited

TEL:+86 076983997830
 FAX:+86 076983997833
 Email:sales@kapego.com
 Website:www.kapego.com
 East changle Road,Yuning industrial district.
 Hengli,Dongguang ,guangdong, China 523478

