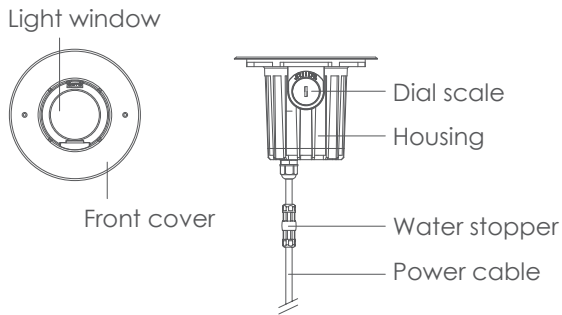


# XB2FFR0169

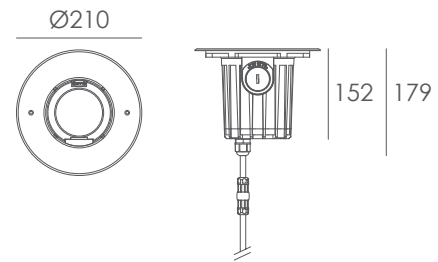
Tiltable Inground Light

## 1. Exterior details

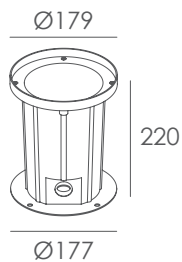
### 1.1 Luminaire



### 1.2 Dimension (mm)



### 1.3 Recessed sleeve (067#)



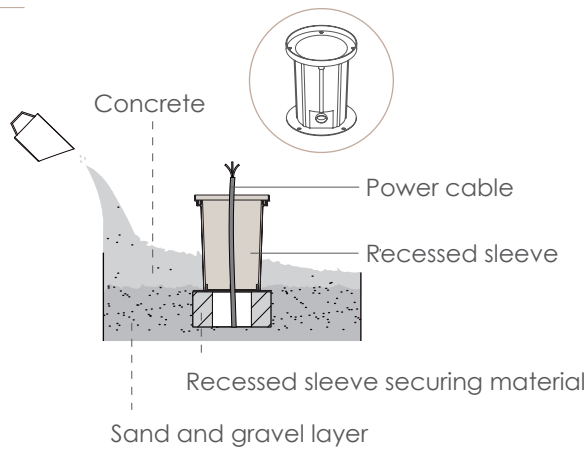
## 2. Datasheet

<b>Housing:</b>	12# Die-casting aluminum powder coated T=60-80µm Adhesion of ISO class 1/ATM class 4B
<b>Front Cover:</b>	Hard chrome-plated stainless steel SUS 316L#
<b>Light Window:</b>	Tempered step glass.T=8mm
<b>Glass Pressure Capacity:</b>	1,513kgs
<b>Cable Gland:</b>	IP68 PG-11 PA66
<b>Gasket:</b>	Silicon rubber molding shaped seal
<b>LED Driver:</b>	Constant Voltage Input,Constant Current Output
<b>Operating Temperature:</b>	-20°C~40°C
<b>Power Cable:</b>	H07RN-F 3×1.0mm <sup>2</sup> , L=0.5m
<b>Recessed Sleeve Material:</b>	PC/ABS ALLOYS

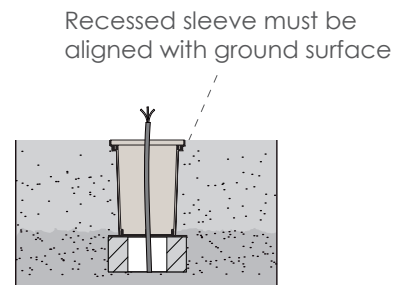
Light Source:	1×14W
Beam Angle:	20°
Input Voltage(v):	240
Operating Current(mA):	78
Consumption(w):	15.8
Luminance(lm):	1298
IK:	09

### 3. Installation steps

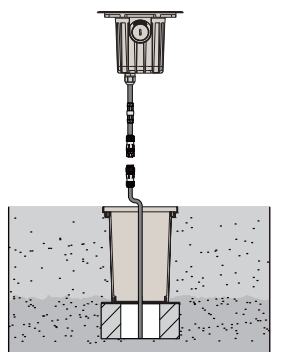
#### Step 1



#### Step 2

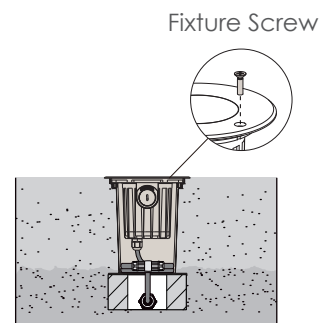


#### Step 3



Connect the power cable

#### Step 4



#### Kapego company limited

TEL:+86 076983997830  
 FAX:+86 076983997833  
 Email:sales@kapego.com  
 Website:www.kapego.com  
 East changle Road,Yuning industrial district.  
 Hengli,Dongguang ,guangdong, China 523478

